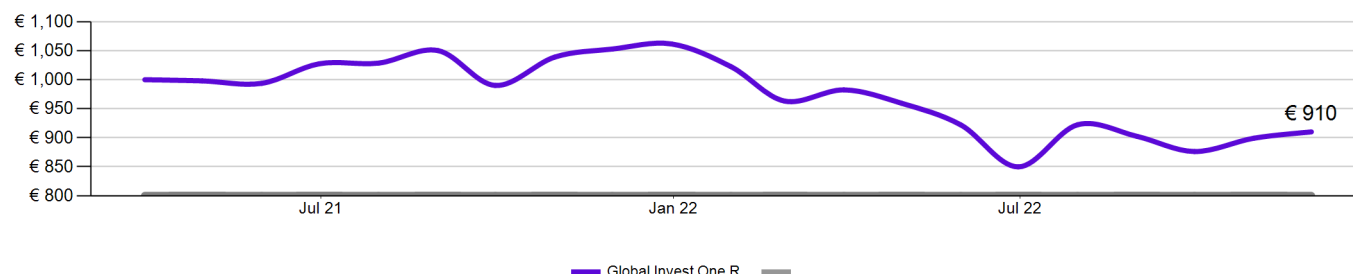


## Investment Approach

The Global Invest One Sub-Fund is an actively managed fund which targets the highest possible long-term yield with a target volatility of 10 - 15% p.a. The Sub-Fund invests in shares and financial indices in the most liquid markets worldwide and follows a purely technical approach where no fundamental data is taken into consideration. A minimum equity allocation of 51% will be held at all times. The Sub-Fund targets to achieve the lowest possible correlation to the equity markets.



Year To Date -14.28%

Nov 2022 1.21%

**Fund Inception** 19-Apr-2021

**Target Return** 10% - 15% p.a.

Recommended Holding Period 3 - 5 years

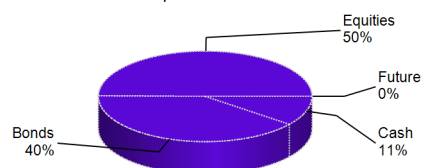
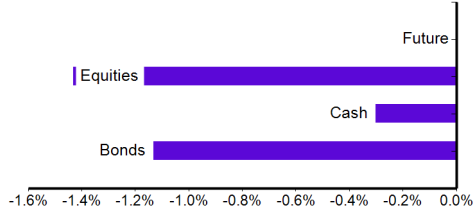
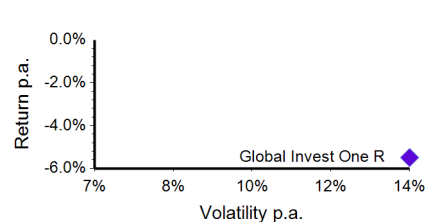
Synthetic Risk/Reward Indicator (SRRRI according to KIID) 5

Currency	ISIN	NAV	Min. Initial Investment	Registered In
EUR	LU1280953735	9.1005	1,000	LU, AT, DE
USD	LU1280953818	10.0000	1,000	LU
GBP	LU1280954113	10.0000	1,000	LU
CHF	LU1280954030	10.0000	1,000	LU
SEK	LU1280954204	100.0000	10,000	LU

Correlations	Benchmark	DJ EuroStoxx 50	S&P GSCI Index	Bonds
Global Invest One R	0.78	0.76	0	0.60
Benchmark (MSCI World Index)		0.90	0.28	0.66
DJ EuroStoxx 50			0.26	0.61
S&P GSCI Index				-0.12

**Performance**

Year	Jan	Feb	Mar	Apr	May	Jun	Jul	Aug	Sep	Oct	Nov	Dec	YTD
2021				-0.20%	-0.42%	3.39%	0.11%	2.11%	-5.74%	4.94%	1.33%	0.83%	6.17%
2022	-3.69%	-5.81%	2.01%	-2.34%	-3.89%	-7.85%	8.56%	-2.17%	-2.90%	2.62%	1.21%		-14.28%

**Exposure 09/2022**

**Performance Attribution 09/2022**

**Risk/Return**

**Product Details**

Manager	Salus Alpha Capital Ltd
Mutual Fund Company	Salus Alpha SICAV
Custodian	CACEIS Bank Luxembourg
Legal Structure	UCITS
Fund Domicile	Luxembourg
Sales Fee	max 1.00%
Redemption Fee	None
Management Fee	1.50%
Performance Fee	20%

**Availability**

Order Routing	Caceis Bank Luxembourg
Order Cutoff	3:00 p.m.
Units / Amounts	Both
Liquidity	daily
Manager Contact	<a href="mailto:invest@salusalphabet.com">invest@salusalphabet.com</a>
Web	<a href="http://www.salusalphabet-sicav.com">www.salusalphabet-sicav.com</a>
Stage Investsoftware GmbH	STAGEINVEST

**Performance**

	<u>Fund</u>	<u>Benchmark</u>
Total Return	-9.0%	
Outperformance		
Annual Mean Return	-5.49%	
Outperformance (p.a.)		
Annual Volatility	13.44%	
Mod. Sharpe Ratio (0%)	-0.41	
Best Month	8.56%	
Worst Month	-7.9%	
% Positive Months	48%	
Maximum Drawdown	-20.0%	
Max. Drawdown Date	Jun-22	
Sortino Ratio (0%)	-0.65	
Calmar Ratio		

**Fund Category**

Fund Strategy	Equity
Target Return	15% - 20% p.a.
Target Volatility	10% - 15% p.a.
Target Correlation To Stocks	0.7% - 0.8%
Target Correlation To Bonds	0.5%

